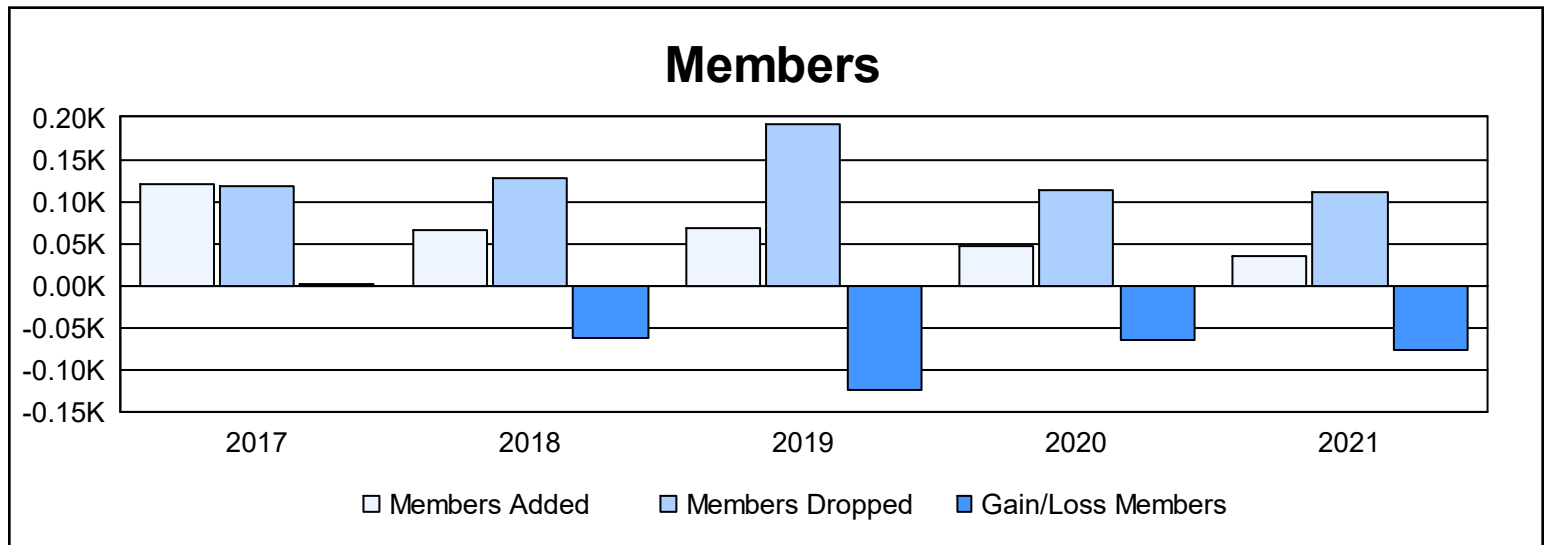
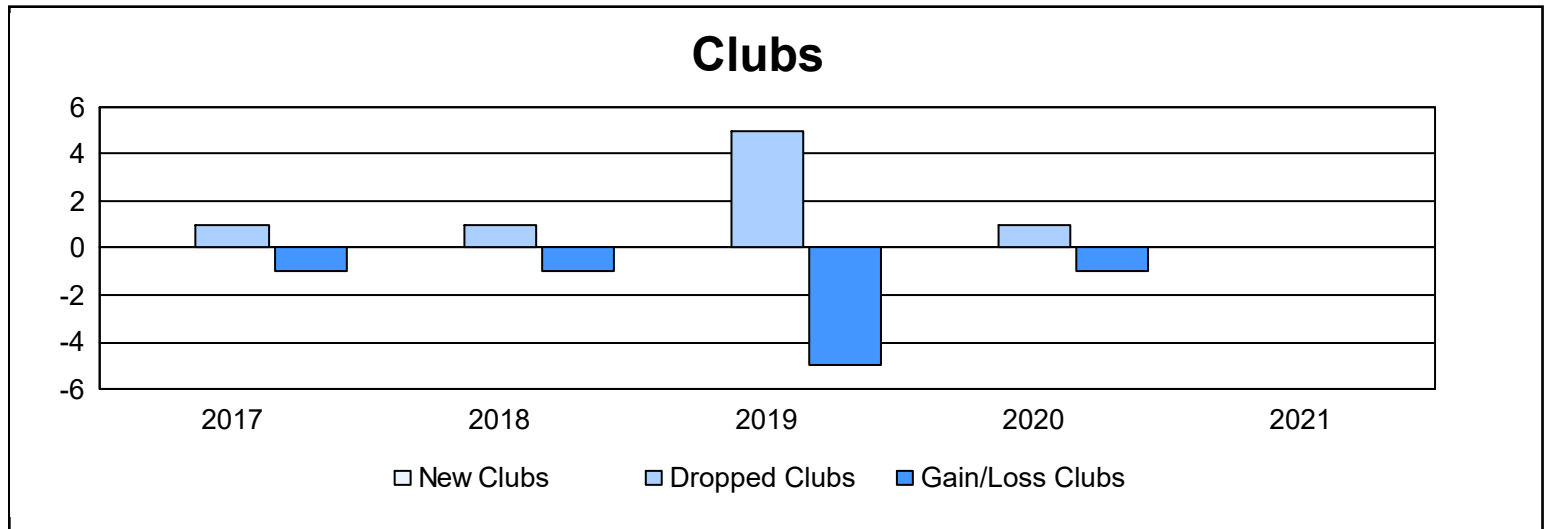
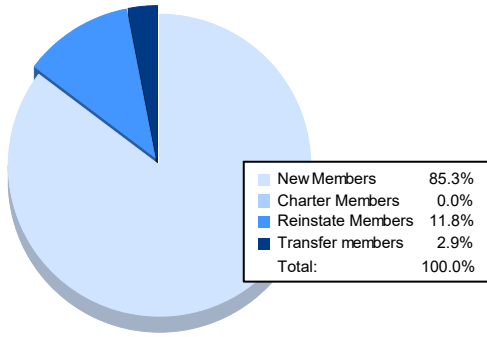


| Year | New Clubs | Dropped Clubs | Gain/ Loss Clubs | New Members | Charter Members | Reinstate Members | Transfer Members | Total Member Added | Total Members Dropped | Gain/ Loss Members |
|----------------|-----------|---------------|------------------|-------------|-----------------|-------------------|------------------|--------------------|-----------------------|--------------------|
| 2016-2017 | 0 | 1 | -1 | 114 | 0 | 0 | 7 | 121 | 119 | 2 |
| 2017-2018 | 0 | 1 | -1 | 60 | 0 | 1 | 4 | 65 | 127 | -62 |
| 2018-2019 | 0 | 5 | -5 | 48 | 1 | 2 | 17 | 68 | 192 | -124 |
| 2019-2020 | 0 | 1 | -1 | 42 | 0 | 1 | 4 | 47 | 113 | -66 |
| 2020-2021 | 0 | 0 | 0 | 29 | 0 | 4 | 1 | 34 | 111 | -77 |
| Average | 0 | 2 | -2 | 59 | 0 | 2 | 7 | 67 | 132 | -65 |



Membership Composition June 2021 Cumulative



Gender Composition June 2021 Cumulative

